


TULANE UNIVERSITY HEALTH SCIENCES CENTER  
DEPARTMENT OF PATHOLOGY & LABORATORY MEDICINE

# PATHWAYS

NEWSLETTER VOLUME 7, ISSUE 1 WINTER 2017

## Message from the Chairman



Dear Colleagues,

Inside this issue of the Newsletter are highlights of some memorable occasions in our department during the past year, including graduation of our residents, fellows and students, the arrival of new faculty members and new trainees, the award ceremonies, and importantly, our scholarly activities in research, teaching and clinical services. Looking back at the past year, the Department achieved many of its projected goals. Our residents, fellows and students continue high-standard learning with great success in their career development. We continue to provide excellent diagnostic services, and are expanding next generation sequencing analysis to aid personalized patient care. Our research missions continue to expand, as reflected by innovative projects, excellent publications, and sustained research funding. A new addition to our existing teaching programs is the creation of the Masters of Sciences programs in Molecular Medicine and in Molecular and Cellular Pathobiology, which will begin in the upcoming fall semester. The Department greatly appreciates the outstanding efforts of all faculty, fellows, residents, students and staff in achieving our missions and in developing new initiatives. As we look back with satisfaction in the accomplishments of our Department in 2016, we surely look forward to achieving new objectives at highest levels in 2017!

Tong Wu, M.D., Ph.D.

**GRADUATION 2016**

The Department of Pathology held its graduation ceremony last May in an event filled with awards, recognition, and farewells to graduating residents and fellows. Dr. Tong Wu, Department Chairman, presented Hyunjoo Kwon **(right)** with the Outstanding Graduate Student Award.



Dr. Suzana Savkovic presented the Outstanding Postdoctoral Fellow Award to Dr. Sandra Heller **(seen below, far left, with Dr. Savkovic)**.



Dr. Lacey Sullivan, Cytopathology Fellow, received her certificate from Dr. Krzysztof Moroz, while Dr. Janet Schmid awarded Hematopathology Fellow, Dr. Michael Van Vrancken his certificate for successful program completion. Dr. Schmid announced that Dr. Buu Duong (*in absentia*) successfully completed his Dermatopathology Fellowship.

Dr. Janet Schmid awarded graduation certificates and a textbook of their choice to the graduating class of residents: Drs. Evans Roberts and John Scopetta, Chief Residents.

Drs. Evans will remain at Tulane as Hematopathology Fellow while Dr. Scopetta will assume a Fellowship in Dermatopathology at Dartmouth-Hitchcock Medical Center in Lebanon, NH.

**GRADUATION 2016 (Continued)**

Dr. Andrew Sholl presented the Rokitansky Award for Excellence in Autopsy to Dr. Victoria Collins.

Dr. Byron Crawford awarded Drs. Meggie Doucet and Eleanor Lewin, 2016-2017 Chief Residents, the Richard J. Reed Award for Surgical Pathology **(seen below, right to left)**.





Faculty members were likewise recognized for achievement in pathology education for the year. Presented by Vice-Chairman Dr. Byron Crawford **(far right)**, plaques recognizing their teaching achievement were awarded to **(from left to right)**: Drs. Krzysztof Moroz; Tim Peterson; Andrew Sholl; Laura Kidd and John Schmiegl.




**NEW FELLOWS 2016-2017**

**Left to right:** Dr. Lacey Sullivan, Dermatopathology Fellow; Dr. Evans Roberts, Hematopathology Fellow. Both Drs. Sullivan and Roberts completed their residency at Tulane; Dr. Sullivan served as 2015-2016 Cytopathology Fellow at Tulane.

**NEW RESIDENTS 2016-2017**

**Left to right:** Drs. Preeti Behl, Governmental Medical College Chandigarh; Monica Lobo, Louisiana State Health Sciences Center—New Orleans, LA; Robert Wood, Tulane University, New Orleans, LA.

## CHIEF RESIDENTS 2016-2017



Chief Residents: Dr. Meggie Doucet (left);  
Dr. Eleanor Lewin (right).

## SPECIAL LECTURES

The Dr. and Mrs. Michael A. Gerber Memorial Lecture was delivered on April 6, 2016 by Dr. Mark Czaja (**seen below**), Professor of Medicine, Division of Digestive Diseases at Emory School of Medicine in Atlanta. Dr. Czaja's topic was, "Autophagy—Eating Your Way out of Non-Alcoholic Fatty Liver Disease."



## SPECIAL LECTURES (continued)

The Seventh Annual Sternberg-Reed Lecture Series was held October 6-7, 2016. Dr. Stuart Schnitt (**seen right**), Professor of Pathology at Harvard Medical School, and Vice-Chairman of Anatomic Pathology at Beth Israel Deaconess Medical Center was the featured speaker. Dr. Schnitt's topic for the Sternberg-Reed Lecture was entitled, "The Continuing Dilemma of Ductal Carcinoma In Situ." Dr. Schnitt also conducted resident slides reviews and gave a separate didactic lecture entitled, "A Contemporary View of Lumpectomy Margin Evaluation."



## GRAND ROUNDS GUEST SPEAKERS




Dr. Seema Khurana (**seen left**), Professor of Biology and Biochemistry at the University of Houston, was a guest presenter for the Department's weekly Grand Rounds on April 8, 2016. Dr. Khurana spoke on, "Defects in Mitochondrial Homeostasis and Etiopathogenesis of Crohn's Disease."

Dr. Kalpana Ghoshal (**not pictured**), Associate Professor of Pathology at Ohio State, lectured about, "MicroRNA 122: Nature's Double-edged Sword" on October 21, 2016.

## GRAND ROUNDS GUEST SPEAKERS (continued)



Dr. Ranjit Ray (**seen left**), a Professor in the Division of Infectious Diseases, Allergy and Immunology at the Doisy Research Center of St. Louis University, delivered a Grand Rounds presentation entitled, “Advances in Understanding Hepatitis C Virus and Liver Disease” on April 15, 2016.




On September 23, 2016, invited speaker Dr. Jerrold Turner (**left**), Department of Pathology and Medicine at the Brigham and Women’s Hospital of Harvard Medical School delivered the Grand Rounds seminar, “Mucosal Barriers: Let’s Make Them Great Again!”

Dr. William Glass (**seen right**), Professor of Pathology and Director of Renal Services at University of Texas Health Sciences Center at Houston, visited the Department to deliver the seminar, “Cytodiagnostic Urinalysis: Cellular and Sediment Biomarkers of Renal and Urologic Disease,” on September 30, 2016.



**GUEST GRAND ROUNDS SPEAKERS (continued)**

Dr. Chandrashekhar Gandhi (**seen right**), spoke on, "Stellate Cells in Hepatic Inflammation and Immunological Tolerance" on December 9, 2016. A Professor of Gastroenterology, Hepatology and Nutrition, as well as Surgery, Dr. Gandhi is affiliated with Cincinnati Children's Hospital Medical Center, University of Cincinnati.



Dr. Kenneth Fallon (**seen left**), Associate Professor and Director of the Neuropathology Fellowship Program, University of Alabama at Birmingham, presented a Grand Rounds seminar entitled, "Frozen Section Consultation in Neuropathology: Early Tasks and Considerations" on January 27, 2017.

**NEW FACULTY MEMBERS**


Dr. Kim "Greg" Mayhall (**seen right**) received his B.S. in Biological Sciences from LSU Baton Rouge, graduating *magna cum laude* in 2005. Receiving his M.D. from LSU School of Medicine in New Orleans in 2011, Dr. Mayhall joined the Residency Program in the Department of Pathology at Tulane the same year. (Continued next page.)






## NEW FACULTY MEMBERS (continued)

After successfully completing the program, Dr. Mayhall graduated and joined the Pathology Department of the Medical College of Wisconsin at Milwaukee as a Selective Surgical Pathology Fellow. His work concentrated in soft tissue/bone and thoracic/pulmonary pathology. Dr. Mayhall has published a number of articles in peer-reviewed journals and is the first author of six. He now joins the faculty of the Department of Pathology at Tulane University Health Sciences Center as an Assistant Professor.



Dr. Michael Van Vrancken (**seen left**) received a B.S. in Microbiology from LSU Baton Rouge in 2003. From LSU Medical School at New Orleans, he was awarded his medical degree in 2009, and received a Master of Public Health degree in Epidemiology from LSU a year later. He successfully completed a residency in Anatomic and Clinical Pathology at Baylor University Medical Center in Dallas, TX in 2014. He worked as a Gastrointestinal Surgical Pathology Fellow at Samsung Medical Center in Seoul, Korea from 2014—2015, and completed a Hematopathology Fellowship in the Department of Pathology at Tulane University Health Sciences Center in 2016. He has published a number of articles in peer-reviewed journals. Dr. Van Vrancken joins Tulane as an Assistant Professor of Pathology.

On November 5, 2016, Harrison Penrose (**seen right**), a graduate student under the mentorship of Dr. Suzana Savkovic in the Department of Pathology, participated in the Ironman Florida competition in Panama City. His goal was to raise funds and public awareness that will eventually help find a cure for Crohn's Disease and Colitis. Through Team Challenge, Penrose raised over \$5,000 for the Crohn's and Colitis Foundation of America.



## PUBLICATIONS

Doucet ME, Bloomhardt HM, Moroz K, Lindhurst MJ, Biesecker LG. Lack of mutation-histopathology correlation in a patient with Proteus syndrome. *Am J Med Genet A*. 2016 Jun, 170(6): 1422-32 Epub: 2016 Apr 26.

Heller S, Cable C, Penrose H, Makboul R, Biswas D, Cabe M, Crawford SE, Savkovic SD: Intestinal inflammation requires FOXO3 and Prostaglandin E2 dependent lipogenesis and elevated lipid droplets. *Am J Physiol Gastrointest Liver Physiol*. 2016 May 15; 310 (1): G844-54. Epub: Mar 11 PMID: 26968210

Penrose H, Heller S, Cable C, Chadawala G, Chen S, Crawford SE, Savkovic SD. Epidermal growth factor receptor mediated proliferation depends on increased lipid droplet density regulated via a negative regulatory loop with FOXO3/Sirtuin6. *Biochem Biophys Res Commun*. 2016 Jan 15;469(3):370-6. PMID: 26657850

**PUBLICATIONS**

Nakanishi Y, Kanehira Y, Dibaj S, Habib F, LeVeal C. Reappraisal of subserosal invasion in patients with T3 colorectal cancer: Clinicopathologic study of 129 surgical cases with special reference to peritoneal elastic lamina invasion. *Arch Pathol Lab Med* 2016 140(1):81-85.

Rush N, Sun H, Nakanishi Y, Mneimneh W, Kwo P, Sun H, Saxena R. Hepatic arterial buffer response: Pathologic evidence in the non-cirrhotic human liver with extra-hepatic portal vein thrombosis. *Mod Pathol* 2016 29(5):489-99.

Lewin E, Daroca P, Sikka S, Wu T, Nakanishi Y. Gastric adenocarcinoma of the fundic gland type treated by endoscopic mucosal resection: a case report and review of the literature. *Case Rep Pathol* 2016:8646927. Epub 2016 Nov 22.

Al-Qurayshi Z, Deniwar A, Thethi T, Mallik T, Srivastava S, Murad F, Bhatia P, Moroz K, Sholl AB, Kandil E. Association of Malignancy Prevalence with Test Properties and Performance of the Gene Expression Classifier in Indeterminate Thyroid Nodules. *JAMA Otolaryngol Head Neck Surg*. 2016 Dec 15. [Epub ahead of print]. PMID:27978562

Blanchard A, Nguyen J, Palacios E, Vu J, Daroca P, Lewin E: Primary Mucosal Melanoma of the Larynx. *Ear, Nose and Throat Journal*. 2016 (Dec); 95 (12) E28.

Zhang J, Baddoo M, Han C, Strong MJ, Cvitanovic J, Moroz K, Dash S, Flemington EK, Wu T. Gene network analysis reveals a novel 22-gene signature of carbon metabolism in hepatocellular carcinoma. *Oncotarget*. 2016 Aug 2;7(31):49232—49245.

Deniwar A, Hammad AY, Ali DB, Alsaleh N, Lahlouh M, Sholl AB, Moroz K, Aslam R, Thethi T, Kandil E, MD. Optimal Timing for a Repeat FNA Biopsy of Thyroid Nodule Following an Initial Non-Diagnostic FNA. *The American Journal of Surgery* 2016 June 14. Pii: S0002-9610 (16)30289-6. 4/10/2016 Epub ahead of print.

**PUBLICATIONS**

Seijo E, Lima D, Iriabho E, Almeida J, Monico J, Echeverri M, Gutierrez S, Flores I, Lee JH, Fisher K, Grizzle WE, Sica GL, Butler C, Hicks C, Meade CD, Sodeke SO, Moroz K, Coppola D, Munoz-Antonia T. Construction and Validation of a Multi-Institutional Tissue Microarray of Invasive Ductal Carcinoma from Racially and Ethnically Diverse Populations. *Cancer Control*. 2016 Oct;23(4): 383-389.

Beksac M, Gragert L, Fingerson S, Maiers M, Zhang MJ, Albrecht M, Zhong X, Cozen W, Dispenzeiri A, Lonial S, Hari P. (HLA Polymorphism and Risk of Multiple Myeloma. *Leukemia* (2016) 30: 2260-2264.

Dehn J, Setterholm M, Buck K, Kempenich J, Beduhn B, Gragert L, Madbouly A, Fingerson S, Maiers M A Predictive HLA Matching Algorithm to Enhance Rapid Identification of the Optimal Unrelated Hematopoietic Stem Cell Sources for Transplant. *Biology of Blood and Marrow Transplantation*. 2016;22(11): 2038-2046.

Bochtler W, Gragert L, Patel ZI, Robinson J, Steiner D, Hofmann JA, Pingel J, Baouz A, Melis A, Schneider J, Eberhard HP, Oudshoorn M, Marsh SGE, Maiers M, Muller CR (2016) A comparative reference study for the validation of HLA-matching algorithms in the search for allogeneic hematopoietic stem cell donors and cord blood units. *HLA* 87(6): 439-48.

Nelson RE, Ahmad H, Hildrew DM, Lawlor C, Aslam R, Sholl AB, Kandil E. Thyroglossal duct remnant with follicular hyperplasia presenting after total thyroidectomy. *Ochsner Journal*, 2016; 16(2): 154-157.

Paunić V, Gragert L, Schneider J, Müller C, Maiers M. (2016) Charting Improvements in US Registry HLA Typing Ambiguity Using a Typing Resolution Score. *Hum. Immunol.* 77(7): 542-9.

Torikai H, Mi L, Gragert L, Maiers M, Najjar A, Ang S, Maiti S, Dai J, Switzer K, Huis H, Dulay G, Reik A, Rebar E, Holmes M, Gregory P, Champlin R, Shpall E, Cooper LNJ. (2016) Genetic editing of HLA expression in hematopoietic stem cells to broaden their human application. *Sci. Rep.* 2016 Feb 23; 6:21757.

**PUBLICATIONS**

Strong MJ, Blanchard E 4th, Lin Z, Morris CA, Baddoo M, Taylor CM Ware ML, Flemington EK. A comprehensive next generation sequencing based virome assessment in brain tissue suggests no major virus - tumor association. *Acta Neuropathol Commun.* 2016 Jul 11;4(1):71. PubMed PMID: 27402152.

Dai L, Bai L, Lin Z, Qiao J, Yang L, Flemington EK, Zabaleta J, Qin Z. Transcriptomic analysis of KSHV-infected primary oral fibroblasts: The role of interferon-induced genes in the latency of oncogenic virus. *Oncotarget.* 2016 Jul 26;7(30):47052-47060. PubMed PMID: 27363016.

Lin Z, Swan K, Zhang X, Cao S, Brett Z, Drury S, Strong MJ, Fewell C, Puetter A, Wang X, Ferris M, Sullivan DE, Li L, Flemington EK. Secreted Oral Epithelial Cell Membrane Vesicles Induce Epstein-Barr Virus Reactivation in Latently Infected B Cells. *J Virol.* 2016 Jan 13;90(7):3469-79.

R Sullivan, X Zhang, G Maresh, P Miller, L Hellmers, Z Lin, H Green, E Flemington, L Li, D Margolin. Emerging roles of microvesicles delivered by lymph node stromal cells in the pathogenesis of human colorectal cancer. 2016. *Journal of Investigative Medicine.* 64(2) 657-658.

Ungerleider NA, Han C, Zhang JQ, Yao L and Wu T. TGF beta signaling confers sorafenib resistance via induction of multiple RTKs in hepatocellular carcinoma cells. *Molecular Carcinogenesis* 2016 Nov 15, [PMID: 27862334].

Yao L, Chen WN, Han C and Wu T. Microsomal prostaglandin E synthase-1 protects against Fas-induced liver injury. *Am. J. Physiol. (GI Liver Physiol).* 2016, 310(11): G1071-80 [PMID: 27102561].

**PUBLICATIONS**

Kwon H, Song K, Han C, Chen W, Wang Y, Dash S, Lim K and Wu T. Inhibition of hedgehog signaling ameliorates hepatic inflammation in mice with nonalcoholic fatty liver disease (NAFLD). *Hepatology* 2016, 63(4):1155-69 [PMID: 26473743].

Dash S, Chava S, Chandra PK, Aydin Y, Balart LA and Wu T. Autophagy in hepatocellular carcinomas: from pathophysiology to therapeutic responses. *Hepatic Medicine*, 2016 Feb 22; 8:9-20.

Ferraris P, Chandra PK, Panigrahi R, Aboulnasr F, Chava S, Kurt R, Pawlotsky J-M, Wilkens L, Osterlund P, Hartmann R, Balart LA, Wu T and Dash S. Cellular mechanism for impaired HCV clearance by IFN associated with IL-28B gene polymorphisms relate to intrahepatic IFN-lambda expression. *American J of Pathology*, 2016; 186 (4):938-951.

Callaghan C, Peralta D, Liu J, Mandava SH, Maddox M, Dash S, Tarr MA and Lee B. Combined Treatment of Tyrosine Kinase Inhibitor-Labeled Gold Nanorod Encapsulated Albumin with Laser Thermal Ablation in a Renal Cell Carcinoma Model. *Journal of Pharmaceutical Sciences*, 2016;105:284-292.

Nelson RE, Ahmad H, Hildrew DM, Lawlor C, Aslam R, Sholl AB, Kandil E. Thyroductal remnant with follicular hyperplasia presenting after total thyroidectomy. *Ochsner Journal*, 2016; 16(2): 154-157.

Dash S, Chava S, Aydin Y, Chandra P, Ferraris P, Chen W, Balart LA, Wu T and Garry RF. Review: Hepatitis C virus infection induces autophagy as a pro-survival mechanism to alleviate hepatic ER-stress response. *Viruses*, 2016 May 23; 8(5).PMID: 27223299.

Powell D, Chandra S, Dodson K, Shaheen F, Wilt K, Ireland S, Syed M, Dash S, Weise T, Mandal T and Kundu A. Aptamer-functionalized hybrid nanoparticle for the treatment of breast cancer. *European J Pharmaceutics and Biopharmaceutics*, 2017 (in press). PMID: 28131717.

**PUBLICATIONS**

Roberts E, Oncale M, Safah H, and Schmiegl J. 2016. Therapy-related T/myeloid mixed phenotype acute leukemia in a patient treated with chemotherapy for cutaneous diffuse large B cell lymphoma. *J La State Med Soc*, 168: 16-20.

Minas T, Surdez D, Taheresh J, Tanaka M, Howarth M, Kang HJ, Han J., Han ZY, Sax B, Kream BE, Hong SH, Tirode F, Tuckermann J, Toretsky T, Kenner L, Kovar H, Lee SB, Sweet-Cordero A, Nakamura T, Moriggl R, Delattre O, Uren A. Combined experience of six independent laboratories attempting to create Ewing sarcoma mouse model. *Oncotarget epub* . (2016). PMID: 27191748.

Lee CJ, Ahn H, Lee SB, Shin JY, Park WY, Kim JI, Lee J, Ryu H, Kim S: (Integrated analysis of omics data using microRNA-target mRNA network and PPI network reveals regulation of Gna11 function in the spinal cord of Ews/Ewsr1 KO mice. *BMC Medical Genomics* 2016). 9(Suppl 1):33. PMID: 27534535.

Liu J, Wang M, Tulman D, Mandava SH, Elfer KN, Gabrielson A, Lai W, Abshire C, Sholl AB, Brown JQ, Lee BR. Non-Destructive Diagnosis of Kidney Cancer on 18-Gauge Core Needle Renal Biopsy Using Dual-Color Fluorescence Structured Illumination Microscopy. *Urology*. 2016 Dec; 98:195-199.Epub 2016 Sep 2.

Moore R, Sholl AB. Littoral cell angioma associated with extramedullary hematopoiesis and renal cell carcinoma: case report and review. *Int J Clin Exp Pathol* 2016;9(6):6610-6616

Wang JC, Lai WR, Traore EJ, Liu J, Sholl AB, Mandava SH, Maddox MM, Mitchell GC, Viriyasiripong S, Silberstein JL, Kittles R, Lee BR. Racial Disparities in Histology and Short-Term Renal Functional Outcomes Following Robotic Nephron-Sparing Surgery. *Clin Genitourin Cancer*. 2016 Jul 22. pii: S1558-7673(16)30216-6.

Liu J, Abshire C, Carry C, Sholl AB, Mandava SH, Datta A, Ranjan M, Callaghan C, Peralta DV, Williams KS, Lai WR, Abdel-Mageed AB, Tarr M, Lee BR. Nanotechnology combination therapy: Tyrosine kinase-bound gold nanorod and laser thermal ablation produce a synergistic higher treatment response of renal cell carcinoma in animal model. *BJU Int*. 2016 Jul 19.

**PUBLICATIONS**

Abd Elmageed ZY, Sholl AB, Tsumagari K, Al-Qurayshi Z, Basolo F, Moroz K, Boulares AH, Friedlander P, Miccoli P, Kandil E. Immunohistochemistry as an accurate tool for evaluating BRAF-V600E mutation in 130 samples of papillary thyroid cancer. *Surgery*. 2016 Dec 2. PMID: 27919446.

Elfer KN, Sholl AB, Wang M, Tulman DB, Mandava SH, Lee BR, Brown JQ. DRAQ5 and Eosin ('D&E') as an Analog to Hematoxylin and Eosin for Rapid Fluorescence Histology of Fresh Tissues. *PLoS One*. 2016 Oct 27;11(10):e0165530. PMID:27788264.

Mohamed HE, Mohamed SE, Anwar MA, Al-Qurayshi Z, Sholl AB, Thethi T, Khan A, Aslam R, Kandil E. The significance of enlarged cervical lymph nodes in diagnosing thyroid cancer. *J Cancer Res Ther*. 2016 Apr-Jun;12(2):1006-9.

Wang M, Tulman D, Sholl AB, Kimbrell HK, Mandava SH, Elfer K, Leuthy S, Maddox MM, Lai W, Lee BR, Brown JQ. Gigapixel surface imaging of radical prostatectomy specimens for comprehensive detection of cancer-positive surgical margins using structured illumination microscopy. *Scientific Reports*. 2016 Jun 3;6:27419. PMID: 27788264.

Moore R, Sholl AB, Kidd L, Al-Qurayshi Z, Tsumagari K, Emejulu O, Kholmatov R, Friedlander P, Abd Elmageed Z, Kandil E. Metadherin expression is associated with extrathyroidal extension in papillary carcinoma patients. *Ann Surg Oncol*. 2016 Sept 23(9):2883-8. Epub 2016 May 4. PMID: 27146414.

Feibus AH, Levy J, McCaslin IR, Doucet ME, Sholl AB, Moparty K, Thomas R, Sartor O, Silberstein JL. Racial Variation in Prostate Needle Biopsy Templates Directed at the Transition Zone. *Urol Oncol*. 2016 Aug(8):336.e1-6. 2016 May 5. PMID: 271555916.

Bhatia P, Deniwar A, Mohamed HE, Murad F, Sholl AB, Aslam R, Kandil E. Vanishing tumors of thyroid: histological variations after fine needle aspiration. *Gland Surg*. 2016; 5(3) 270-277.



**PUBLICATIONS**

Dangi A, Huang C, Tandon A, Stolz D, Wu T, Gandhi CR. Endotoxin-Stimulated Rat Hepatic Stellate Cells Induce Autophagy in Hepatocytes as a Survival Mechanism. *J Cell Physiol.* 2016, 231(1):94-105.

Yum E, Song K, Shin S, Kim S, Heo J, Kweon G, Wu T, Park J, Lim K. Docosahexaenoic acid suppresses breast cancer cell metastasis by targeting matrix-metalloproteinases. *Oncotarget.* 2016 Aug 2;7(31):49961-49971.

2016 Comprehensive Update of the Banff Working Group on Liver Allograft Pathology: Introduction of Antibody-mediated Rejection. *Am J Transplant.* 2016 Jun 7. doi: PMID:27273869

Al-Qurayshi Z, Deniwar A, Thethi T, Mallik T, Srivastav S, Murad F, Bhatia P, Moroz K, Sholl AB, Kandil E. Association of Malignancy Prevalence with Test Properties and Performance of the Gene Expression Classifier in Indeterminate Thyroid Nodules. *JAMA Otolaryngol Head Neck Surg.* 2016 Dec 15. Epub ahead of print. PMID: 27978562

Lewin E, Daroca P, Sikka S, Wu T, Nakanishi Y: Very well differentiated gastric adenocarcinoma of fundic gland type Case Reports in Pathology 2016; 2016: 8646927 Epub 2016 Nov 22.

Saito, Y, Bhatt, A, Nakajima, T, Sakamoto, T, Vargo, J, Yamada, M, Sekiguchi, M, Takamaru, H, Nakanishi, Y, Matsuda, Y. Colorectal endoscopic submucosal dissection (ESD) could reduce the need for surgery of colonic polyps in the West. *Annals of Laparoscopic and Endoscopic Surgery,* 2016 1;16. (Editorial.)

**BOOK CHAPTERS**

Nakanishi Y, Saxena R.. Neoplasms of the Liver and Biliary System. In: L. Cheng and Bostwick (eds.): *Essentials of Anatomic Pathology.* Springer, New York, 2016.

**BOOK CHAPTERS (continued)**

Nakanishi Y, Saxena R. Nonneoplastic Hepatobiliary Disease. In: L. Cheng and Bostwick (eds.): *Essentials of Anatomic Pathology*. Springer, New York, 2016.

Dash S, Chava S, Aydin Y, Nakinishi Y, Buell J, Wu T, Cohen A, Balart L: Mitogen-Activated Protein Kinase (MAPK) Inhibitors for the Treatment of Advanced Hepatocellular Carcinoma. Nova Science Publishers, Hauppauge, NY, 2016.

**PRESENTATIONS**

Sullivan L, Sholl AB, Falk NF, Moroz K. Institutional Outcome of the Addition of BRAF Testing to Conventional Cytology with Afirma in Thyroid Aspirations. ASC's 64<sup>th</sup> Annual Scientific Meeting, New Orleans, LA, November 2016.

Murad F, Deniwar A, Malik T, Bhatia P, Sholl AB, Moroz K, Al-Qurayshi Z, Kandil M. Malignancy prevalence rate effect on gene expression classifier testing of thyroid nodules with indeterminate cytopathology. 37<sup>th</sup> annual meeting of the American Association of Endocrine Surgeons (AAES), Baltimore, MD, April 2016.

Abd Elmageed Z, Tsumagari K, Sholl AB, Miccoli P, Kandil E. Immunohistochemistry as accurate tool for evaluating BRAFV600E in 130 samples of papillary thyroid cancer patients. 37<sup>th</sup> annual meeting of the American Association of Endocrine Surgeons (AAES), Baltimore, MD, April 2016.

Elfer K, Sholl AB, Wang M, Brown JQ. DRAQ5 and eosin as a topical fluorescent analogue for H&E in digital pathology. 32<sup>nd</sup> annual Biomedical Engineering Conference, Shreveport, LA, March 2016.

Al-Qurayshi Z, Anwar MA, Abd Elmageed, ZY, Sholl AB, Kandil, E. Cost-effectiveness of BRAFV600E Mutation Testing in Patients with Metastatic Melanoma: Immunohistochemistry vs. Polymerase Chain Reaction. American College of Surgeons Clinical Congress, Washington, DC, October 2016.

## PRESENTATIONS

Moustafa AA, Sholl AB, Tsumagari K, Hassan M, Kandil E, Abdel-Mageed AB, Abd Elmageed ZY. Differential expression of exosomes-associated onco-microRNAs in African Americans with prostate cancer. AACR 107th Annual Meeting; April 2016; New Orleans, LA,

Tulman DB, Wang M, Sholl AB, Kimbrell HZ, Elfer KN, Lee BR, Luethy S, Chester S, Brown JQ. 3-D structured light scanning facilitates clinical validation of structured illumination microscopy for intra-operative tumor margin assessment of prostate resections. SPIE Photonics West, San Francisco, CA, February 2016.

Elfer K, Sholl AB, Miller C, Brown JQ. A topical fluorescent analogue for virtual hematoxylin and eosin histology in point-of-care ex vivo microscopy. Proc. SPIE 9537, Clinical and Biomedical Spectroscopy and Imaging IV, 95370K (July 15, 2015); doi:10.1117/12.2183959. SPIE Photonics West, San Francisco, CA, February 2016.

Wang M, Sholl AB, Kimbrell HZ, Tulman DB, Elfer KN, Brown JQ. Rapid diagnostic imaging and pathologic evaluation of whole core biopsies at the point-of-care using structured illumination microscopy. Proc. SPIE 9537, Clinical and Biomedical Spectroscopy and Imaging IV, 95370A (July 15, 2015); doi:10.1117/12.2183825. SPIE Photonics West, San Francisco, CA, February 2016.

Wang M, Tulman DB, Elfer KN, Sholl AB, Brown JQ. Rapid diagnostic imaging and pathologic evaluation of surgical tissue using video rate structured illumination microscopy (VR-SIM). SPIE Photonics West, San Francisco, CA, February 2016.

Moore RF, Tsumagari K, Sholl AB, Kidd L, Al-Quarayshi Z, Abd Elmageed Z, Kandil E. Metadherin expression in papillary thyroid cancer. 37<sup>th</sup> annual meeting of the American Association of Endocrine Surgeons (AAES), Baltimore, MD, April 2016.

## PRESENTATIONS

Kwon, HJ, Song KS, Han C, Zhang JQ, Ungerleider NA, Yao L and Wu T: Epigenetic silencing of microRNA-34A promotes cholangiocarcinoma growth by regulating Notch pathway (Poster presentation). Abstract number: 949. AACR Annual Meeting 2016, New Orleans, LA. April 16-20, 2016

Zhang JQ, Han C, Chen WN, Song KS, Wang Y, Yao L, Ungerleider NA, Kwon, HJ, and Wu T. Loss of TGFbeta signaling leads to increased susceptibility to HCC in mice: evidences of LncRNA H19's effect in HCC promotion. AACR Annual Meeting 2016, New Orleans, LA. April 16-20, 2016.

Song KS, Han C and Wu T. Hippo/YAP signaling induced by endotoxin promotes hepatic inflammation in non-alcoholic fatty liver disease (NAFLD) (Poster presentation). Tulane University Health Sciences Research Days 2016, JBJ building Atrium. New Orleans, LA. April 6-7, 2016.

Zhang JQ, Han C and Wu T. Loss of TGFbeta signaling leads to increased susceptibility to HCC in mice (Poster presentation). Tulane University Health Sciences Research Days 2016, JBJ building Atrium. New Orleans, LA. April 6-7, 2016.

Kwon, HJ, Han C and Wu T. Epigenetic silencing of microRNA-34A in human cholangiocarcinoma cells via EZH2 and DNA methylation: impact on regulation of NOTCH pathway (Poster presentation). Tulane University Health Sciences Research Days 2016, JBJ building Atrium. New Orleans, LA. April 6-7, 2016.

Kwon, HJ, Song KS, Han C, Zhang JQ, Ungerleider NA, Yao L and Wu T. Epigenetic silencing of microRNA-34a in human cholangiocarcinoma cells via DNA methylation and EZH2: impact on regulation of NOTCH pathway (Oral presentation). FASEB J. 2016, 30 supplement meeting abstract: 56.3 Experimental Biology 2016, San Diego CA. April 2-6, 2016.

## PRESENTATIONS

Song KS, Kwon HJ, Han C, Zhang JQ, Yao L, Ungerleider NA and Wu T. Hippo/YAP signaling induced by endotoxin promotes Kuffer cells activation and hepatic inflammation in non-alcoholic fatty liver disease (Oral presentation) FASEB J. 2016, 30 supplement meeting abstract: 516.6 Experimental Biology 2016, San Diego CA. April 2-6, 2016.

Collins V, Trivedi D, Roberts E, Scopetta J, Crawford B, Nakanishi Y. Perforated gastric metastasis of Merkel cell carcinoma confirmed by the immunohistochemistry for Merkel cell polyomavirus: case report and review of the literature. ASCAP Meeting, Las Vegas, NV, September 2016

Atkinson V, Collins V, Nananishi Y. Colonic large cell neuroendocrine carcinoma arising from a tubulovillous adenoma: case report and review of the literature. ASCAP Meeting, Las Vegas, NV, September 2016.

Zhang JQ, Baddoo MC, Han C, Strong MJ, Cvitanovic J, Moroz K, Dash S, Flemington EK and Wu T. Gene network analysis reveals a novel 22-gene signature of carbon metabolism in hepatocellular carcinoma. (Poster presentation). Hepatology 2016, 64(S1): 644A. The 67th Annual Meeting of the American Association for the Study of Liver Diseases, Boston, MA. November 11 - 15, 2016.

Kwon, HJ, Song KS, Han C, Zhang JQ, Ungerleider NA, Yao L and Wu T. Epigenetic silencing of microRNA-34A in human cholangiocarcinoma cells via EZH2 and DNA methylation: impact on regulation of Notch pathway (Poster presentation). LCRC (Louisiana Cancer Research Consortium) Annual Scientific Retreat 2016, Xavier University Center, New Orleans, LA. April 22, 2016.

Peters C, Lewin E, Nakanishi Y. High-grade large cell neuroendocrine carcinoma arising from low and high grade dysplasia of the gallbladder: case report and review of the literature. ASCAP Meeting, Las Vegas, NV, September 2016

## CAP CASES OF THE MONTH

Schmieg J and Crawford B. 2016. Classical Hodgkin Lymphoma, Nodular Sclerosis Type, Syncytial Variant. College of American Pathologists (CAP) 2016 Hematopathology (HPATH)-A Virtual Biopsy Program (VBP), Case #5

Stone J and Crawford BE. Pelvic Chondrosarcoma. College of American Pathologists (CAP), Case of the Month (**COM**), January 15, 2016.

***IN MEMORIAM***  
***DR. NORBERTO SCHOR***  
***PROFESSOR EMERITUS OF PATHOLOGY***  
***DECEMBER 24, 1929—JANUARY 3, 2017***

The Department of Pathology and Laboratory Medicine mourns the loss of one of its Emeritus Professors, Dr. Norberto “Lalo” Schor who passed away in January 2017. Dr. Schor was a beloved, esteemed and admired physician regarded for his knowledge of pathology, exceptional teaching ability and mentorship.

Born in Cordoba, Argentina, Dr. Schor **(pictured below)** embarked on a career in medical education that began in California. He settled in New Orleans with his family and joined the faculty of Tulane School of Medicine, where he was the second year medical school Pathology course director for nearly fifteen years. He also performed extensive research on both inflammatory and neoplastic liver disease. Beloved by the Department’s residents, his association with Tulane endured for twenty-seven years, a time that encompassed almost his entire medical career.

