



Baby Pediatric Symptom Checklist (BPSC) Scoring Guide

Scoring Instructions:

1. Determine the BPSC total score by assigning a "0" for each "not at all" response, a "1" for each "somewhat" response, and a "2" for each "very much" response, and then summing the results.
2. For items where parents have selected multiple responses for a single question, choose the more concerning answer (i.e. "somewhat" or "very much") farthest to the right.
3. A missing item counts as zero

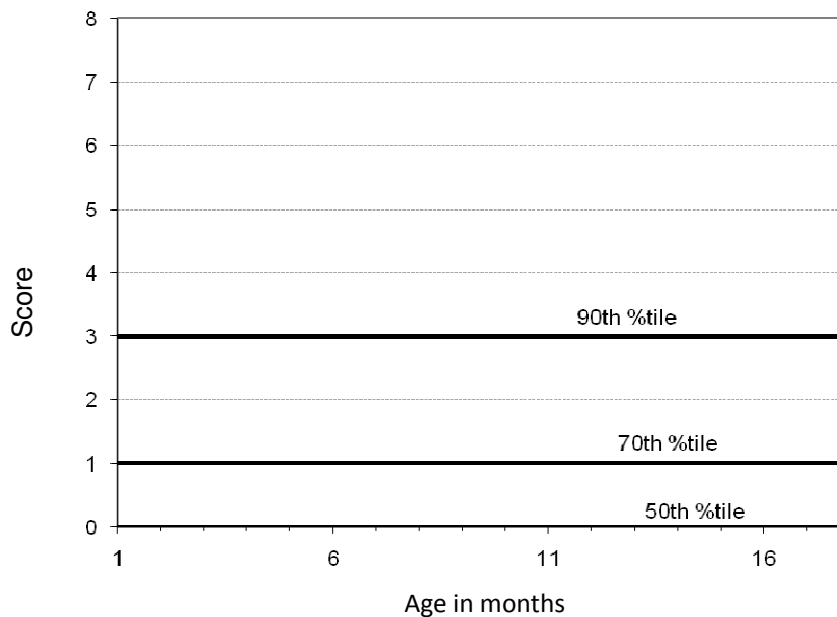
Interpretation:

BPSC scores are sensitive to age. We recommend tracking children's scores longitudinally using the attached charts. As a proxy, any score of 3 or more on any of the three scales can be considered positive.

Note: In our preliminary study, 79% of children with behavioral risk according to the ASQ-SE were also identified on the BPSC. However, 26% of children who had not been identified by the ASQ-SE were also detected. Validity data based on diagnoses was not available due to the small sample of diagnosed behavioral disorders for very young children. We therefore recommend interpreting results of this questionnaire with caution.

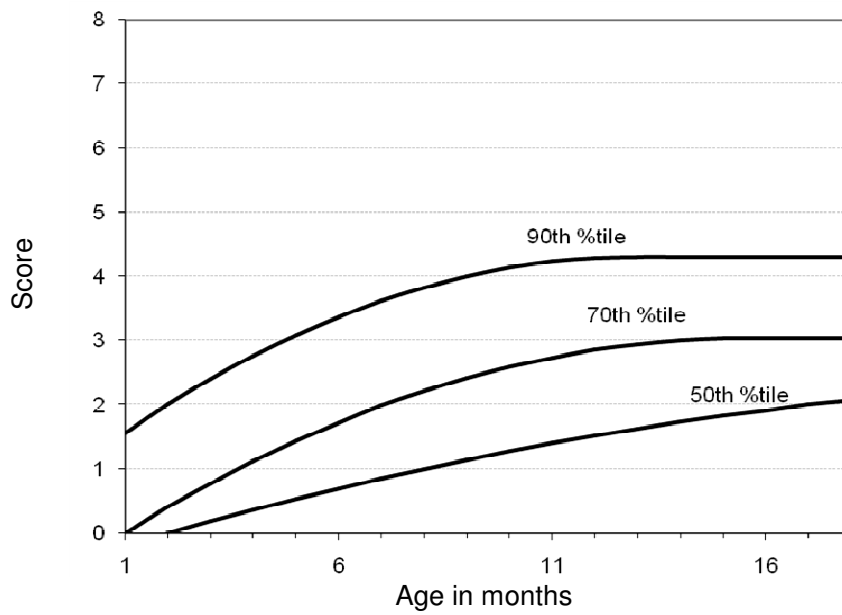
Normative curves for BPSC scales

Irritability

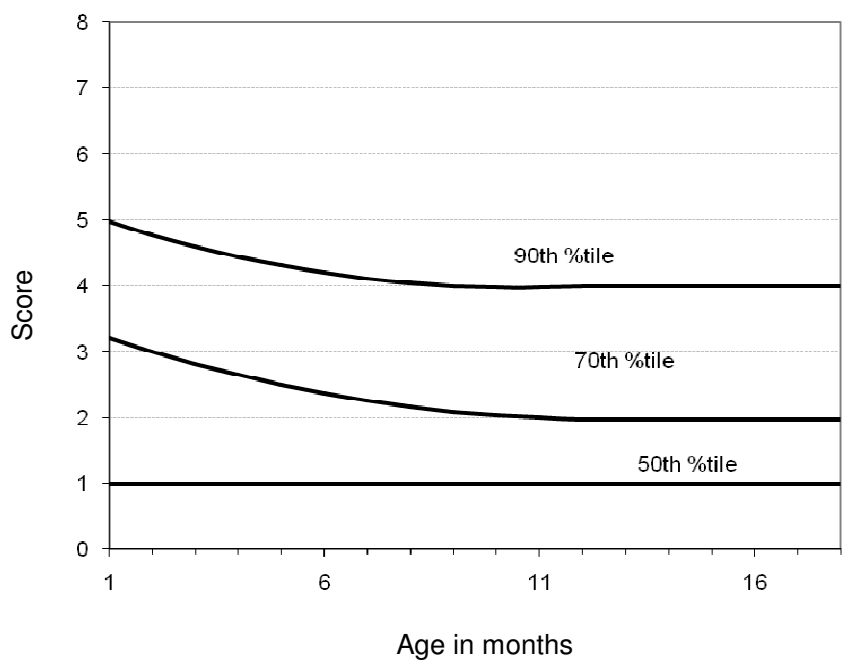


***** Please continue on the back *****

Inflexibility



Difficulty with routines



Technical Note: Curves are a function of age (months) and age². Constants, linear and quadratic coefficients for each curve are as follows: irritability_{50th}=[0,0,0]; irritability_{70th}=[1,0,0]; irritability_{90th}=[3,0,0]; inflexibility_{50th}=[-.393,.204,-.004]; inflexibility_{70th}=[-.432,.446,-.014]; inflexibility_{90th}=[1.086,.495,-.019]; routines_{50th}=[1,0,0]; routines_{70th}=[3.426,-.231,.009]; routines_{90th}=[5.2,-.233,.011]